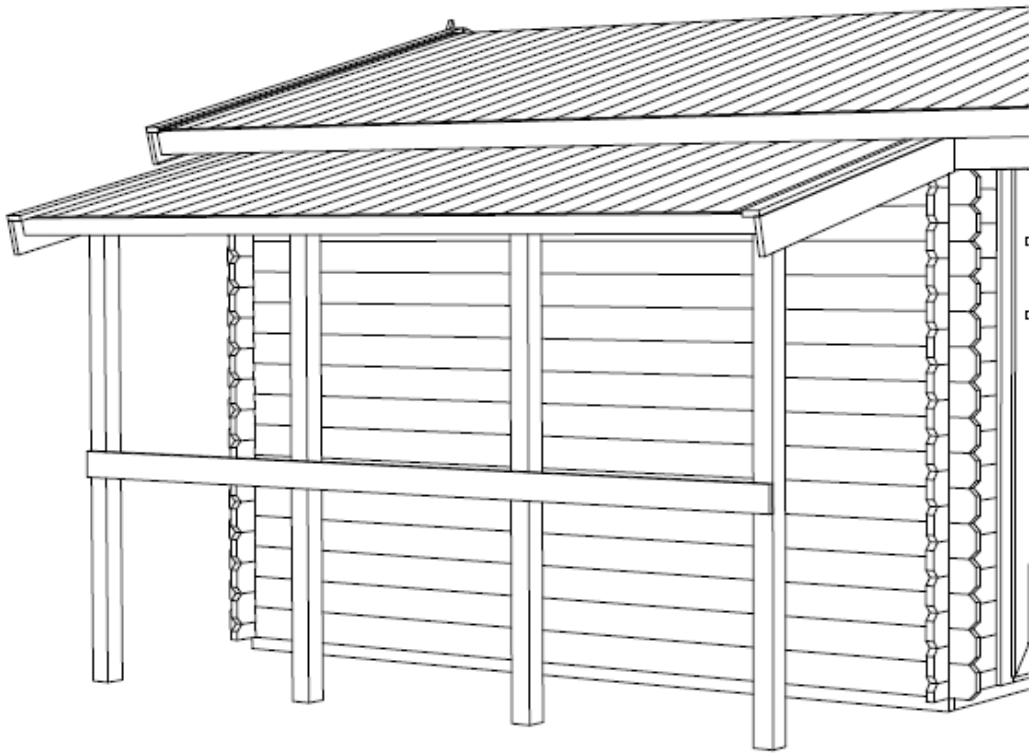
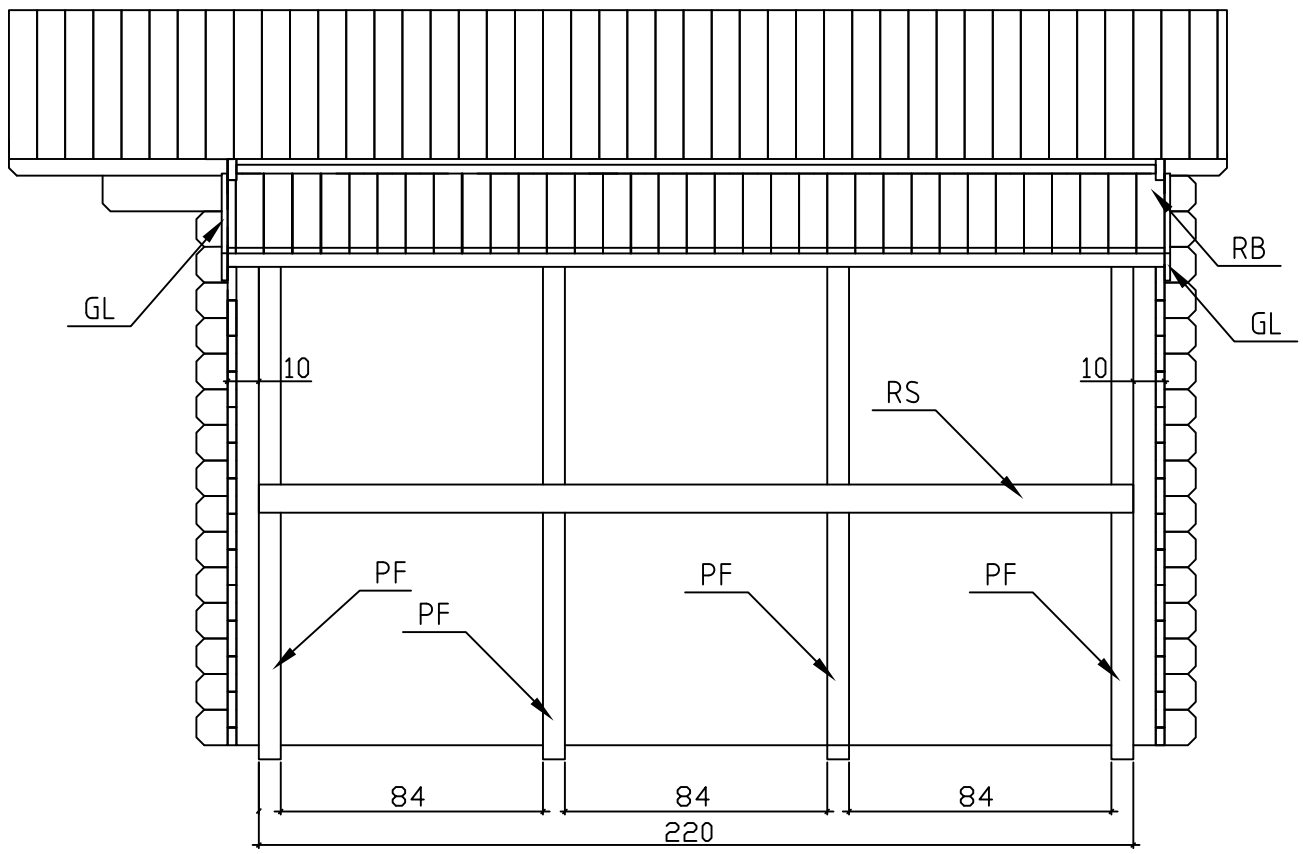
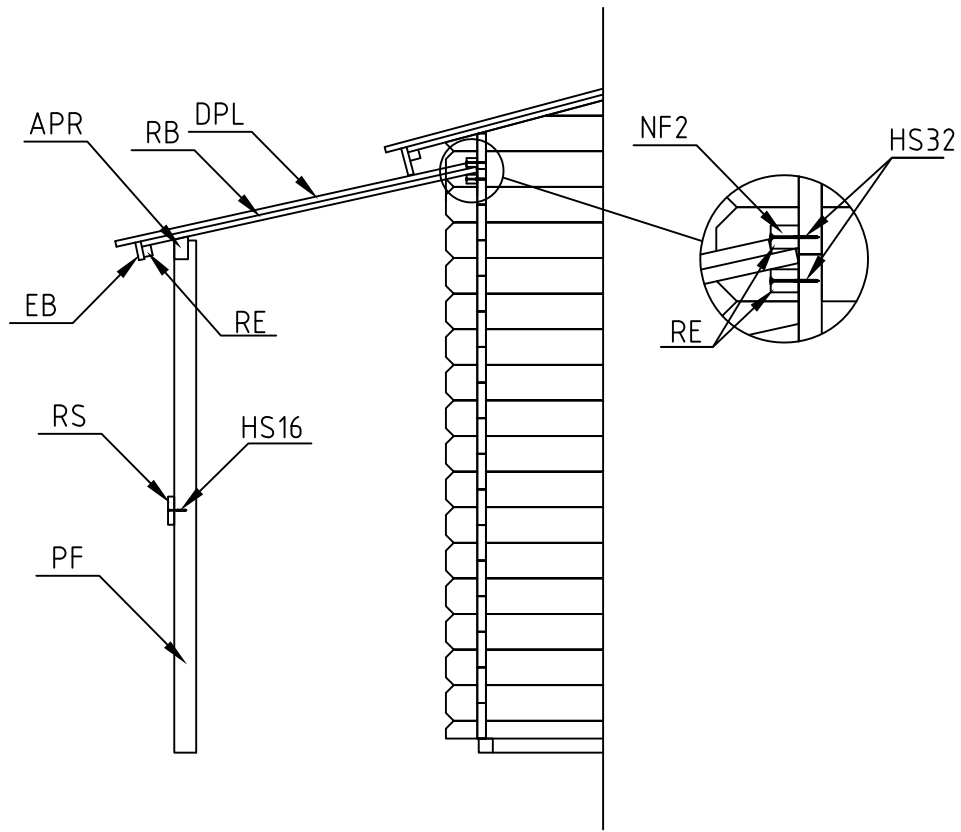













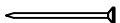




CYPRUS 30 EX
ART.NR. 285200
1/3



Pos	15.12.2010	ART.NR. 285200	2/3	Profile (mm)	Length (mm)	St.
-----	------------	----------------	-----	--------------	-------------	-----



Pos	15.12.2010	ART.NR. 285200	3/3	Profile (mm)	Lenght (mm)	St.
PF	POST - PFOSTEN - POTEAU			70x70	1640	3
RS	RAILING STRIP - BEGRENZUNGSLEISTE			18x90	2800	1
APR	ROOF BEAM - DACHBALKEN - PANNE DE TOIT			44x73	3000	1
RB	ROOF BOARDS - DACHBRETTER - VOLIGES			18x90	1100	34
RE	ROOF EDGE REINFORCEMENT - DACHRANDVERSTÄRKUNG - CORNIERE DE RENFORT DE BORD DE TOIT			28x34	3000*	3
EB	EAVES BOARD - TRAUFBRETT - BANDEAU DE TOIT			18x58	3000	1
DPL	ROOFING FELT FILLET - DACHPAPPENLEISTE - BAGUETTE DE FIXATION DU FEUTRE BITUMEUX			18x58	1150	2
GL	GABLE MOULDING - GIBELLEISTE - PLANCHE DE RIVE			18x90	1150*	2
HS16	SCREW FOR GABLE MOULDING - SCHRAUBEN FÜR GIBELLEISTE VIS DE FIXATION POUR PLANCHE DE RIVE			3.5x50		8
HS32	SCREW FOR EAVES BOARDS - SCHRAUBEN FÜR TRAUFBRETTER VIS DE FIXATION POUR BANDEAU DE TOIT			4x40		7
HS26	SCREW FOR ROOF EDGE REINFORCEMENT - SCHRAUBEN FÜR DACH- RANDVERSTÄRKUNG - VIS POUR RENFORT DE BORD DE TOIT			4x40		7
HS16	SCREW FOR ROOF BEAMS - SCHRAUBEN FÜR DACHBALKEN - VIS POUR PANNE DE TOIT			3.5x50		8
NFD	ZN NAIL FOR ROOFING FELT FILLET - ZN NÄGEL FÜR DACHPAPPENLEISTE POINTE POUR BAGUETTE FIXATION FEUTRE BITUMEUX			2x40		8
NF2	ZN NAIL FOR ROOF - ZN NÄGEL FÜR DACHBRETTER - POINTE POUR TOIT			2.1x50		70
HS32	SCREW FOR ROOF EDGE REINFORCEMENT - SCHRAUBEN FÜR STÜTZLEISTE VIS DE FIXATION DE LA BARRE DE MAINTIEN DES VOLIGES			4x60		12
HS16	SCREW FOR ROOF RAILING STRIP - SCHRAUBEN FÜR BEGRENZUNGSLEISTE VIS DE FIXATION DU GARDE-CORPS			3.5x50		8

* THE LENGHT OF THE PART MUST BE ADJUSTED AS REQUIRED. PLEASE CUT IT IN CORRECT LENGTH - DIE LÄNGE DER TEIL IST NACH BEDARF ENIGESTELLT WERDEN. BITTE SCHNEIDEN DER IN RICHTIGE LÄNGE - LA LONGUEUR DE CE COMPOSANT DOIT ÊTRE AJUSTÉ À LA BONNE LONGUEUR EN LA RECOUPANT